




Setting a RAG status for your project

Select RAG status for the project

The Project Manager should select the appropriate RAG status by:

- **Assessing the project** against **status** and **indicators** and using their **judgement** – see next slide
- The project team and Project Sponsor should be involved in discussions regarding the RAG status. If a Senior Supplier has been assigned to the project, they should also be included.

Select RAG status for the project

RAG	STATUS	INDICATORS	
GREEN 	Project is on track Time and cost are within agreed levels	Time: On track Cost: On budget Scope: On plan Risk: No significant risks Issue: No significant issues Quality: High quality solution, optimum user experience	
AMBER 	Project may need help Project requires attention to resolve problematic aspects, still moving forward	Time: Delivery date is delayed by 2 months or less Cost: Budget is exceeded, but within 20% tolerance Scope: Scope is at risk Risk: Amber risks recorded Issue: Open issue(s) which could impact delivery Quality: Design of solution not optimised for users	
RED 	Project needs help There are significant issues that require attention; the Project team needs to escalate effectively.	Time: Delivery date is delayed by more than two months or a critical milestone is at risk Cost: Budget is exceeded by more than 20% Scope: Project has exceeded scope/cannot deliver agreed scope Risk: Red risks recorded Issue: Significant issue impacting delivery Quality: Concerns regarding poor quality experience for users	

CIO – if in doubt between GREEN and AMBER – make it AMBER - if in doubt between AMBER and RED – make it RED

Guidance

- Where there is one indicator relating to a RED status, judgement should be used to decide if the project should be declared RED on that basis, for example:
 - All factors are green or amber with the exception of time – the delivery date is likely to move out by more than 2 months, but there is no impact from the delay – project could be allocated AMBER status
 - All factors are green or amber with the exception of time – the delivery date is at risk of slipping by a week which would miss the start of term deadline – project should be allocated RED status

CIO – if in doubt between GREEN and AMBER – make it AMBER - if in doubt between AMBER and RED – make it RED

Guidance

- Quality indicator added by the CIO to provide a focus on the end users of the solution or service
- Examples of poor quality user experience could include:
 - Solution using a different sign on from EASE, requiring users to remember a different set of login details
 - Long rendering time for web pages

CIO - if in doubt between GREEN and AMBER – make it AMBER - if in doubt between AMBER and RED – make it RED

ASSIGNING A RAG STATUS

